








Days of Creation Memory Game

Instructions: Print out the picture card sheet, cut the cards out, and give them to the students to match the picture with the day that it was created. Get a poster board, cut the boxes that have the days numbered inside them, and glue them to the poster board. Laminate the poster board, stick velcro® to the laminated game board and the back of the pictures, and have the students stick them to the game board. (Example below)

Day 1	Day 2		
Day 3	Day 4		
Day 5	Day 6		
Day 7			

Day 1

Day 2

Day 3

Day 4

Day 5

Day 6

Day 7

